

# HARDWARE




PITCH ADJUSTMENT MOUNT  
(WITH STICKY BACK)



SHELF BRACKET

TABLE BRACKET



STANDARD STAKE


EXTENSIBLE STAKE (SAND/SNOW)

EXTRA LARGE STAKE


EXTRA LARGE EXTENSIBLE STAKE (SAND/SNOW)

CAR MOUNT

BOLLER BANNER POLES



HORIZONTAL SPINDIAL



HEAVY DUTY HORIZONTAL SPINDIAL




VERTICAL WALL FIXTURE



25° WALL FIXTURE



FIXED UNIVERSAL BASE



CLUSTER UNIVERSAL BASE




E-CLAMP



ROTATING UNIVERSAL BASE



CAR MOUNT



HEAVY METAL STAND